

Introductory sub-table (I)(a)

Name of the Company:	SHREYAS INTERMEDIATES LIMITED
Scrip Code, Name of the scrip, class of security:	526335
Quarter ended:	30/06/2015

Partly paid-up shares:-	No. of partly paid-up shares	As a % of total no. of partly paid-up shares	As a % of total no. of shares of the company
Held by promoter/promoter group	0	NIL	0
Held by public	0	NIL	0
<b>Total - D</b>	<b>NIL</b>	<b>NIL</b>	<b>NIL</b>


Outstanding convertible securities:-	No. of outstanding securities	As a % of total no. of outstanding convertible securities	As a % of total no. of shares of the company, assuming full conversion of the convertible securities
--------------------------------------	-------------------------------	---	--

Held by promoter/promoter group	0	NIL	NIL
Held by public	0	NIL	NIL
<b>Total - E</b>	<b>NIL</b>	<b>NIL</b>	<b>NIL</b>

Warrants:-	No. of warrants	As a % of total no. of warrants	As a % of total no. of shares of the company, assuming full conversion of warrants
------------	-----------------	---------------------------------	--


Held by promoter/promoter group	0	NIL	NIL
Held by public	0	NIL	NIL
<b>Total - F</b>	<b>NIL</b>	<b>NIL</b>	<b>NIL</b>

Total paid-up capital of the company, assuming full conversion of warrants and convertible securities	16103900
---	----------

RV → 

**Statement Showing Shareholding Pattern**

Category code	Category of Shareholder	Number of Shareholders	Total number of shares	Table (I)(a)		Total shareholding as a percentage of total number of shares		Shares Pledged or otherwise encumbered	As a percentage of (A+B) <sup>1</sup>	As a percentage of (A+B+C)	Number of shares	As a percentage	
				Number of shares held in dematerialized form	0	As a percentage of (A+B) <sup>1</sup>	As a percentage of (A+B+C)						
(A)	Shareholding of Promoter and Promoter Group <sup>2</sup> Indian												
		(a)	Individuals/ Hindu Undivided Family	11	6018800	3868250	37.37	37.37	301000	5.00			
		(b)	Central Government/ State Government(s)	0	0	0	0.00	0.00	0				
		(c)	Bodies Corporate	3	3809700	3809700	23.66	23.66	3763700	98.79			
		(d)	Financial Institutions/ Banks	0	0	0	0.00	0.00	0				
		(e)	Any Others(Specify)	0	0	0	0.00	0.00	0				
		(e-i)	Other Individuals	0	0	0	0.00	0.00	0				
		(e-ii)	Mutual Fund	0	0	0	0.00	0.00	0				
		(e-iii)	Body Corp in Concert	0	0	0	0.00	0.00	0				
		(e-iv)	Non Government Institutions	0	0	0	0.00	0.00	0				
			<b>Sub Total(A)(1)</b>	<b>14</b>	<b>9828500</b>	<b>7677950</b>	<b>61.03</b>	<b>61.03</b>	<b>4064700</b>	<b>41.36</b>			
		2	<b>Foreign</b>										
		a	Individuals (Non-Residents Individuals/ Foreign Individuals)	0	0	0	0.00	0.00	0				
		b	Bodies Corporate	0	0	0	0.00	0.00	0				
c	Institutions	0	0	0	0.00	0.00	0						
d	Any Others(Specify)	0	0	0	0.00	0.00	0						
	<b>Sub Total(A)(2)</b>	<b>0</b>	<b>0</b>	<b>0</b>	<b>0.00</b>	<b>0.00</b>	<b>0</b>						
	<b>Total Shareholding of Promoter and Promoter Group (A)=(A)(1)+(A)(2)</b>	<b>14</b>	<b>9828500</b>	<b>7677950</b>	<b>61.03</b>	<b>61.03</b>	<b>4064700</b>	<b>41.36</b>					
(B)	<b>Public shareholding</b>												
1	<b>Institutions</b>												
(a)	Mutual Funds/ UTI	3	2100	0	0.01	0.01							
(b)	Financial Institutions Banks	1	2800	0	0.02	0.02							
(c)	Central Government/ State Government(s)	0	0	0	0.00	0.00							
(d)	Venture Capital Funds	0	0	0	0.00	0.00							
(e)	Insurance Companies	0	0	0	0.00	0.00							
(f)	Foreign Institutional Investors	0	0	0	0.00	0.00							
(g)	Foreign Venture Capital Investors	0	0	0	0.00	0.00							
(h)	Any Other (specify)	0	0	0	0.00	0.00							
	<b>Sub-Total (B)(1)</b>	<b>4</b>	<b>4900</b>	<b>0</b>	<b>0.03</b>	<b>0.03</b>							




B 2	Non-Institutions									
(a)	Bodies Corporate	103	942166	257116		5.85		5.85		
(a-i)	Corporate Client Bene	0	0	0		0.00		0.00		
(a-ii)	Corporate client Margin	0	0	0		0.00		0.00		
(a-iii)	Corporate Body (Offer)	0	0	0		0.00		0.00		
(b)	Individuals					0.00		0.00		
I	Individuals - i. Individual shareholders holding nominal share capital up to Rs 1 lakh	4336	2235727	1796012		13.88		13.88		
II	ii. Individual shareholders holding nominal share capital in excess of Rs. 1 lakh	60	3046850	2788250		18.92		18.92		
(c)	Any Other (specify)	0	0	0		0.00		0.00		
(c-i)	NRI Individuals (Non Rep)	4	2800	2300		0.02		0.02		
(c-ii)	OCB	0	0	0		0.00		0.00		
(c-iii)	Foreign Bodies	0	0	0		0.00		0.00		
(c-iv)	NRI (Repatriation)	10	42957	42957		0.27		0.27		
	<b>Sub-Total (B)(2)</b>	<b>4513</b>	<b>6270500</b>	<b>4886635</b>		<b>38.94</b>		<b>38.94</b>		
(B)	<b>Total Public Shareholding (B)= (B)(1)+(B)(2)</b>	<b>4517</b>	<b>6275400</b>	<b>4886635</b>		<b>38.97</b>		<b>38.97</b>		
	<b>TOTAL (A)+(B)</b>	<b>4531</b>	<b>16103900</b>	<b>12564585</b>		<b>100.00</b>		<b>100.00</b>		
(C)	Shares held by Custodians and against which Depository Receipts have been issued									
(1)	Promoter and Promoter Group	0	0	0				0.00		
(2)	Public	0	0	0				0.00		
	<b>GRAND TOTAL (A)+(B)+(C)</b>	<b>4531</b>	<b>16103900</b>	<b>12564585</b>				<b>100</b>		<b>4064700</b>
										<b>25.24</b>




(i)(b) SHREYAS INTERMEDIATES LIMITED  
Category "Promoter and Promoter Group"

Sr. No.	Name of the shareholder	Pan No.	Details of Shares held			Encumbered shares (%)			Details of warrants			Details of convertible securities		Total shares (including underlying shares assuming full conversion of warrants and convertible)
			Number of shares held	As a % of grand total (A)+(B)+(C)	No.	As a percentage (VII)=(VI)/(VI+I) x 100	As a % of grand total (A)+(B)+(C) of sub-clause (I)(a)	Number of warrants held	As a % total number of warrants of the same class	Number of convertible securities held	As a % total number of convertible securities of the same class			
(i)	(ii)	(iii)	(iv)	(v)	(vi)	(vii)	(viii)	(ix)	(x)	(xi)	(xii)	(xiii)		
1	ARUN SHARMA		25000	0.155242	0	0.000000	0.000000	0	0.000000	0	0.000000	0.155242		
2	CYAN FORMULATORS IAACCA8438P		1926700	11.964183	1896400	98.43	11.776029	0	0.000000	0	0.000000	11.964183		
3	DEFT HOLDINGS PVT LAABCD2348G		1867300	11.595328	1867300	100.00	11.595328	0	0.000000	0	0.000000	11.595328		
4	DINESH SHANKARLAL FABIP9306E		139900	0.868734	0	0.00	0.000000	0	0.000000	0	0.000000	0.868734		
5	DINESH SHARMA		207500	1.288508	0	0.00	0.000000	0	0.000000	0	0.000000	1.288508		
6	DR ARUN SHARMA		75000	0.465726	0	0.00	0.000000	0	0.000000	0	0.000000	0.465726		
7	MALVIKA HARBO PHAIAACCM3645G		15700	0.097492	0	0.00	0.000000	0	0.000000	0	0.000000	0.097492		
8	PADMA SHARMA		20000	0.124194	0	0.00	0.000000	0	0.000000	0	0.000000	0.124194		
9	SHANKARLAL SHARMA AHZPS4363E		553200	3.435193	0	0.00	0.000000	0	0.000000	0	0.000000	3.435193		
10	SHREYAS SHARMA		1001250	6.217438	0	0.00	0.000000	0	0.000000	0	0.000000	6.217438		
11	SHRUTI SHARMA		1000000	6.209676	0	0.00	0.000000	0	0.000000	0	0.000000	6.209676		
12	SNEHLATA SHARMA AHZPS4392R		2614450	16.234887	301000	11.51	1.869112	0	0.000000	0	0.000000	16.234887		
13	SOHINI SHARMA AHZPS4364D		382500	2.375201	0	0.00	0.000000	0	0.000000	0	0.000000	2.375201		
Total			9828500	61.031802	4064700	41.36	25.240469	0	0.000000	0	0.000000	61.031802		




(D)(c)(i) **SHREYAS INTERMEDIATES LIMITED**  
category "Public" and holding more than 1% of the total number of shares

Sr. No.	Name of the shareholder	Pan No.	Number of shares held	Shares as a percentage of total number of shares (i.e., Grand Total (A)+(B)+(C) indicated in Statement at para (D)(a) above)	Details of warrants		Details of convertible		Total shares (including underlying shares assuming full conversion of warrants and convertible securities)
					Number of warrants held	As a % total number of warrants of the same class	Number of convertible securities held	% w.r.t total number of convertible securities of the same class	
1	LLOYDS SECURITIES LIMITED		472600	2.934693	0	0.000000	0	0.000000	2,934,693
2	DIPAK KANAYALAL SHAH/AVEPS4654B		227000	1.409596	0	0.000000	0	0.000000	1,409,596
	Jointly With MITA DIPAK SHAH / SHARAD KANYALAL SHAH								
3	RINA SATISH SANGHVI	AANPS8537P	223021	1.384888	0	0.000000	0	0.000000	1,384,888
	Jointly With SATISH PUNAMCHAND SANGHAVI								
4	RAM GOPAL RAMGARHIA/AAFHR8082N		163223	1.013562	0	0.000000	0	0.000000	1,013,562
5	RAJ KUMAR	AKKPS1106R	300000	1.862903	0	0.000000	0	0.000000	1,862,903
<b>Total</b>			<b>1385844</b>	<b>8.605642</b>	<b>0</b>	<b>0.000000</b>	<b>0</b>	<b>0.000000</b>	<b>8,605,642</b>



**(D)(c)(ii) SHREYAS INTERMEDIATES LIMITED**  
**PAC) belonging to the category "Public" and holding more than 5% of the total number of shares of the company**


Sr. No.	Name(s) of the shareholder(s) and the Persons Acting in Concert (PAC) with them	Pan No.	Number of shares	Shares as a percentage of total number of shares {i.e., Grand Total (A)+(B)+(C) indicated in Statement at para (D)(a) above}	Details of warrants		Details of convertible securities		Total shares (including underlying shares assuming full conversion of warrants and convertible securities) as a % of diluted share capital
					Number of warrants	As a % total number of warrants of the same class	Number of convertible securities held	% w.r.t total number of convertible securities of the same class	
1	NIL		0	0.000000	0	0.000000	0	0.000000	0.000000
<b>Total</b>			<b>0</b>	<b>0.000000</b>	<b>0</b>	<b>0.000000</b>	<b>0</b>	<b>0.000000</b>	<b>0.000000</b>



**SHREYAS INTERMEDIATES LIMITED**

**(D)(d) Statement showing details of locked-in shares**


Sr. No.	Name of the shareholder	Pan No.	Number of locked-in shares	Locked-in shares as a (%) percentage of total number of shares {i.e., Grand Total (A)+(B)+(C) indicated in Statement at para (D)(a) above}	Promoter / Promoter Group / Public
1	NIL		Nil	Nil	Public
<b>Total</b>			<b>0</b>	<b>0</b>	



**SHREYAS INTERMEDIATES LIMITED**

**(11)(a) Statement showing details of Depository Receipts (DRs)**

Sr. No.	Type of outstanding DR (ADRs, GDRs, SDRs, etc.)	Number of outstanding DRs	Number of shares underlying outstanding DRs	Shares underlying outstanding DRs as a percentage of total number of shares {i.e., Grand Total (A)+(B)+(C) indicated in Statement at para (1)(a) above}
1	NIL	Nil	Nil	Nil
<b>Total</b>		<b>0</b>	<b>0</b>	<b>0</b>





**SHREYAS INTERMEDIATES LIMITED**

**(1D)(b) Statement showing Holding of Depository Receipts (DRs), where underlying shares held by 'promoter/promoter group' are in excess of 1% of the total number of shares**

Sr. No.	Name of the DR Holder	Type of outstanding DR (ADRs, GDRs, SDRs, etc.)	Number of shares underlying outstanding DRs	Shares underlying outstanding DRs as a percentage of total number of shares {i.e., Grand Total (A)+(B)+(C) indicated in Statement at para (1)(a) above}
1	NIL		NIL	NIL
<b>Total</b>			<b>0</b>	<b>0</b>

